



# **SEQUOIA MOSAIC 3000: INTERNET-ACQUIRING PLATFORM**

## **Documents register**

**User's manual**

**This page doesn't contain any information**

# Content

## **Chapter 1. About the document 5**

1.1. Purpose of the document	7
1.2. How to use this manual	7
1.3. Classification	7
1.4. Document sheet	7
1.5. Document contacts	7
1.6. Document history	7

## **Chapter 2. The register 9**

2.1. General information	11
2.2. Register structure	11
2.3. Documents structure	12
2.4. Documents publication	12
2.5. Graphic tags, used in the documentation	13

## **Chapter 3. The SM 3000 Internet-acquiring platform documentation register15**

3.1. General information	17
3.2. The SM3000 IAP documentation register	17

## **Chapter 4. Attachments 19**

4.1. Terms and abbreviations	21
4.2. External documents references	22

**This page doesn't contain any information**

# Chapter 1. About the document

This chapter contains the next sections:

Section	Description	Page
1.1.	Purpose of the document	7
1.2.	How to use this manual	7
1.3.	Classification	7
1.4.	Document sheet	7
1.5.	Document contacts	7
1.6.	Document history	7

**This page doesn't contain any information**

## 1.1. Purpose of the document

This document presents the list of the SM 3000 Internet-acquiring platform documentation. This document was prepared for the users of the SM 3000 Internet-acquiring platform.

## 1.2. How to use this manual

The manual is designed to explicate the user's documents structure, contain and purpose.

The terms, abbreviations and useful references to other documents about the SM 3000 system are provided at the final part of the document.

Terms and Abbreviations - A glossary of terms commonly used in the card processing and electronic funds transfer industry.

## 1.3. Classification

This document has been classified as External.

## 1.4. Document sheet

200100

## 1.5. Document contacts

In the case of questions or proposals about information presented in this document, you can contact Alfeba's Documentation Division by email [doc@alfeba.com](mailto:doc@alfeba.com), by phone +598 2 208 31 42 or by mail, using the address: Av. Agraciada 2770, Montevideo, 11823, Uruguay.

## 1.6. Document history

<b>Version</b>	<b>Date</b>	<b>Modification</b>	<b>Notes</b>	<b>Authors</b>
1.0	17.04.2019	-	Init. Version	Natalia Bogorodskaya
2.0	29.04.2020	Sec. 3.2. revised	Rev.	Natalia Bogorodskaya
2.1.	07.05.2020	Sec 2.5. added	Rev.	Natalia Bogorodskaya

**This page doesn't contain any information**



## Chapter 2. The register

This chapter contains the next sections:

Section	Description	Page
2.1.	General information	11
2.2.	Register structure	11
2.3.	Document structure	12
2.4.	Documents publication	12
2.5.	Graphic tags, used in the documentation	13

**This page doesn't contain any information**

## 2.1. General information

In this chapter we describe how do we work under the Sequoia Mosaic 3000 [SM 3000] documentation creation and revisions. Here we give the necessary skills to work with our documents.

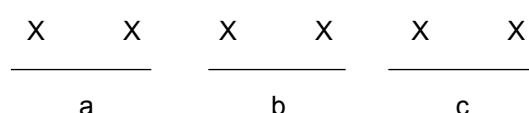
The documentation is structured on the ISO standards and requirements.

## 2.2. Register structure

The register contains the list of the external user's documentation, short description and purposes of the documents.

The register is based on document codes, by which you can easily find the necessary document.

The code has six digits and the following structure:



**Table 2.2.0.0. The register structure fields**

Field code	Description	Usage
a	This field has 2 digits. This is a documents group, depending on the ALFEBA products structure	Used for the internal accounting purposes
b	This field has 2 digits. This is a document's auditory group. 01 - User's manuals, 02 - Administrator's manuals etc.	Used for the customer's needs
c	This field has 2 digits. This is a document serial number	Used for the customer's needs

## 2.3. Documents structure

Each manual has a standard document and the chapter structures.

The typical document structure is presented in the Table 2.3.0.0.

**Table 2.3.0.0. The document structure**

Chapter	Name	Description	Sections	Notes
Chapter 1	About the document	Contains common information about the document	Purpose of the document How to use this manual Classification Document sheets Document contacts Document history	
Chapter 2 ...	Principal contain	Contains the principal information of the manual	Depends on the chapter	
Chapter N	Appendixes	Contains the typical annexes of the manual and the special ones	Terms and Abbreviations Depends on the manual	

## 2.4. Documents publication





The ALFEBA documentation publicizes in Adobe reader format and HTML views. The documentation is available depending on the role of its user.

## 2.5. Graphic tags, used in the documentation

We use the graphic tags and different fonts to attract attention on the most important information, like Warnings, Examples, Menu items, Program code etc.

The definitions of the graphic tags we describe in the Table 2.5.0.0.

**Table 2.5.0.0. The graphic tags description**

Graphic tag	Description	Notes
	Warning, attention	
	Pass and recommendations to look through the information in other sections and documents	
	The link to the ISO documentation	
	The example of the technical implementation	
Courier font	For the commands and program code examples	
<b>Bold Arial font</b>	For the Menu items, Links and Buttons	

**This page doesn't contain any information**

## Chapter 3. The SM 3000 Internet-acquiring platform documentation register

This chapter contains the next sections:

Section	Description	Page
3.1.	General information	17
3.2.	The SM3000 IAP register	17

**This page doesn't contain any information**



### 3.1. General information

In this chapter we provide the list of the SM3000 IAP documentation available for the platform's users.

### 3.2. The SM3000 IAP documentation register

The SM3000 IAP documentation register is provided in the table 3.2.0.0 below.

**Table 3.2.0.0. The SM3000 IAP documentation register**

Document code	Document name	Document Purpose	Document category	Available version	Document date
200100	SM3000: IAP. Documents register	The full list and principles to work with SM3000 documentation	User's manual	2.0	28.04.2020
200101	SM3000: IAP. Functional description	Describes the platform, its main functionality and used systems, platforms and databases	User's manual	1.0	17.07.2020
200102	SM3000: IAP. Getting started	Contains explications of the first steps to work with the platform	User's manual	1.0	14.07.2020
200103	SM3000: IAP. On-line authorization API	Describes the API formats for the interaction with external systems	Programmer's manual	1.1.	16.04.2019
200104	SM3000: IAP. Administration interface. Groups and users	Describes the users and their roles processes registration	User's manual	1.0	08.07.2020
200105	SM3000: IAP. Administration interface. Transactions, corrections and refunds	Describes the work with both own and agent based authorizations' transactions, corrections and refunds	User's manual	1.0	07.05.2020
200106	SM3000: IAP. Administration interface. Merchants registration and edit	Shows the new merchant registration processs	User's manual	1.0	10.05.2020
200107	SM3000: IAP. Administration interface. Merchant services and fees registration and edit	Describes the MCC registration for the merchant, subscribed services and contracted fees	User's manual	1.0	19.06.2020
200108	SM3000: IAP. Administration interface. Customer support	Describes the main functions to work with the merchant tickets	User's manual	1.0	24.06.2020
200109	SM3000: IAP. Administration interface. Reports	Describes the main reports formats	User's manual	1.0	12.07.2020
200110	SM3000: IAP. Administration interface. Security and logs	Describes the security processes to work with the system and logs functionality	User's manual	1.0	10.07.2020
200111	SM3000: IAP. Administration interface. Customer support settings	Describes the tickets management setup	User's manual	1.0	01.06.2020

Document code	Document name	Document Purpose	Document category	Available version	Document date
200112	SM3000: IAP. Administration interface. Merchant registration data export format	Describes the process and a file formats of the Merchant data export	User's manual	1.0	29.04.2020
200113	SM3000 IAP: Payment register data export format	Describes the process and a file formats of the Payment register data export	User's manual	1.0	29.05.2020
200115	SM3000 IAP: MPI certificates generation and implementation process	Describes the process of the MPI digital certificates obtaining and implementation	Administrator's manual	1.0	04.06.2020
200116	SM3000: IAP. Front-end interface. Fraud prevention	Describes how to work with anti fraud filters and algorithms	User's manual	1.0	11.07.2020
200118	SM3000 IAP. Workstation requirements by a SAAS mode	Describes the SM3000 IAP workstation requirements, using by SaaS mode	User's manual	1.0.	16.07.2020
200201	SM3000 IAP. Merchant Manual	Describes the Merchant profile interface and how to integrate with a SM3000 IAP using light API	User's manual	1.0.	29.07.2020

# Chapter 4. Attachments

This chapter contains the next sections:

Section	Description	Page
4.1.	Terms and abbreviations	20
4.2.	External documents references	21

**This page doesn't contain any information**

## 4.1. Terms and abbreviations

To be inclosed

## 4.2. External documents references

This document doesn't have any external reference.

**This page doesn't contain any information**

ALFEBA

Agraciada 2770 Montevideo 11823 Uruguay

Phone: + 598 2 2083142

E-mail: [docs@alfeba.com](mailto:docs@alfeba.com)

[www.alfeba.com](http://www.alfeba.com)